



MACRO-SI

CREEP FEED-, PROFILE-, AND HEDG GRINDING



SMALL FORM FACTOR WITH
OPTIMIZED PRODUCTIVITY



SIZE MATTERS!

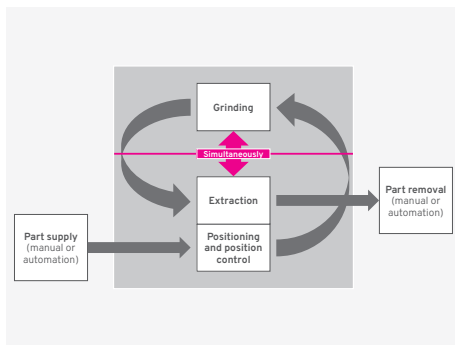
- ✓ Small footprint, machine width only approx. 1.5 m [5 ft]
- ✓ Optimized rigidity for vibration dampening
- ✓ High removal rates
- ✓ Dependable part quality
- ✓ Highest productivity with integrated index table
- ✓ Optimal for integration with automation systems

SETTING NEW STANDARDS IN EFFICIENCY AND PRECISION




HIGHLIGHTS MACRO-SI


- ✔ Compact design
- ✔ Maintenance friendly
- ✔ Efficient vibration dampening
- ✔ High thermal stability
- ✔ Water cooled spindle
- ✔ Spindles in different power classes available
- ✔ Grinding operations in up to five axes
- ✔ Stable temperatures during grinding
- ✔ Various types CNC controls available (standard: Siemens 840 D sl)
- ✔ Integrated wheel management
- ✔ Numerous options available
- ✔ Loading and unloading parallel to grinding
- ✔ Reduced cycle times with overhead dresser
- ✔ Perfect for link to automation systems



Operating principle MACRO-SI



Index table with three clamping fixtures



Overhead dresser

TECHNICAL DATA	MICRON MACRO-SI
Dimensions W × H × D [mm / inch]	approx. 1500 × 2350 × 2500 mm / 59.0551" × 92.5196" × 98.4252"
Weight [kg / lbs]	approx. 7500 kg / 16535 lbs
X-travel [mm / inch]	approx. 300 mm* / 11.8110"
Y-travel [mm / inch]	approx. 350 mm* / 13.7795"
Z-travel [mm / inch]	approx. 300 mm* / 11.8110"
Spindle power [kW]	11-37
Spindle rpm	3200 / 4500 / 16000
Max. wheel diameter [mm / inch]	400 mm* / 15.7480"
Max. wheel width [mm / inch]	100 mm* / 3.9370"

* Maximum wheel diameter and axis travels can vary, due to part and clamping fixture dimensions

GET IN TOUCH WITH US TODAY
TOGETHER WE WILL FIND A SOLUTION
FOR YOUR REQUIREMENTS

LAPMASTER WOLTERS GMBH

Phone: +49 4331 458 0

micron@lapmaster-wolters.de

www.lapmaster-wolters.de